

CME Tracker for Attendance

You have two options when claiming attendance credit with CME Tracker: the Online Portal (via a SmartPhone browser or a computer) or the texting feature. **Note: You have 7 days to claim credit for attending each activity.**

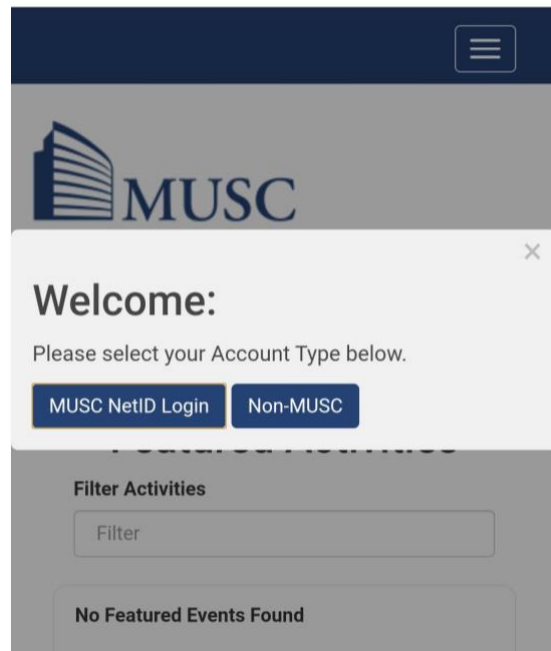

Online Portal:

1. Go to: <https://cmetracker.net/MUSC> (MUSC **must** be capitalized)
2. In top right menu, click **Sign In** to sign in with MUSC NetID and password

Computer:

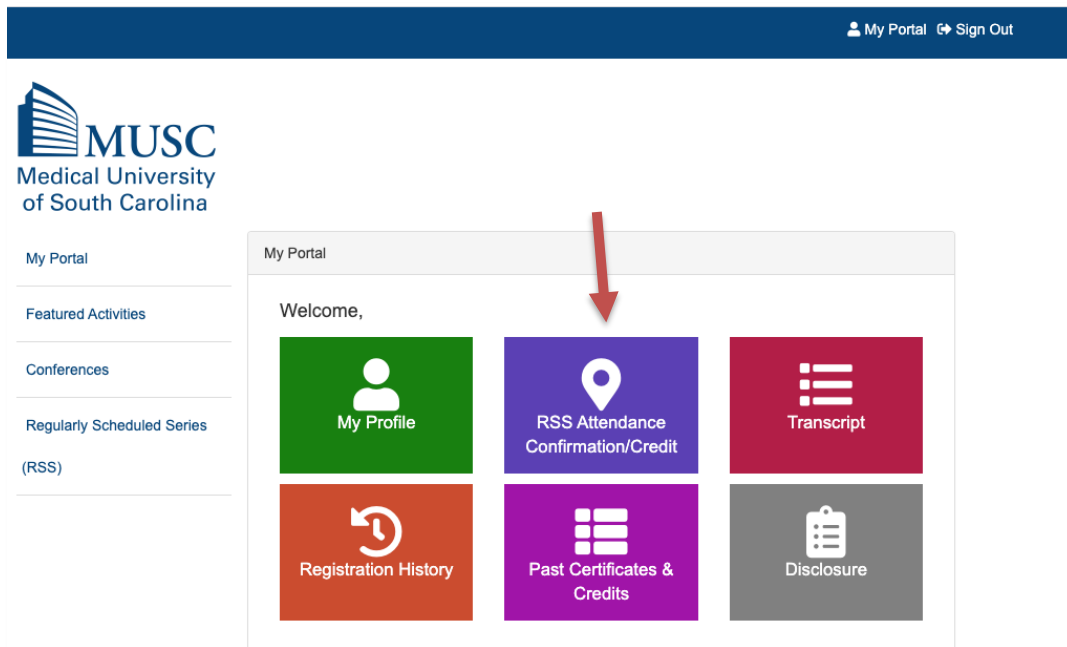


Phone:

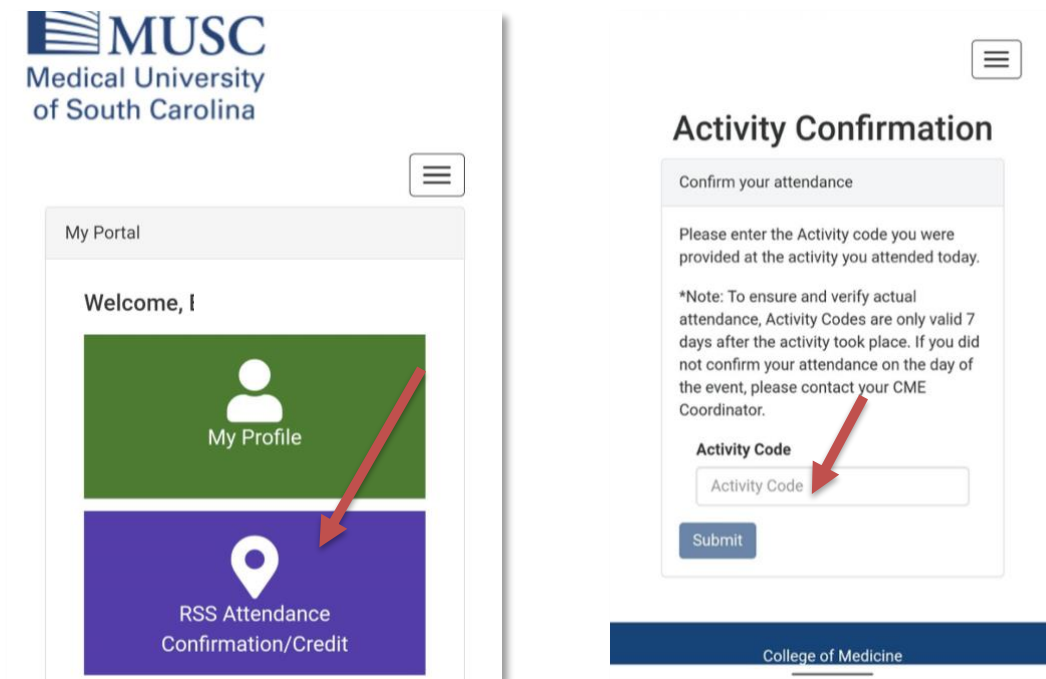


- Under **RSS Attendance Confirmation/Credit** section and enter the Activity Code **XXXXXX** (code will be provided by your activity coordinator).

Computer:



Phone:



Texting Option:

- Text **Attend XXXXXX** (code will be provided by your activity coordinator) to 843-350-5073

Setting Up Texting Option:

1. Send a text to **(843) 350-5073** with just your **Email Address** that is connected to your existing Online Profile. This will create a text account and connect your responses to your profile. If you are receiving this email, you should have a profile in the CME system. Please use your **full MUSC email address**, not your NetID@muscd.edu.
2. Once you receive a reply that your account has been found, you can now begin using the Text Messaging service. Save this number in your phone.