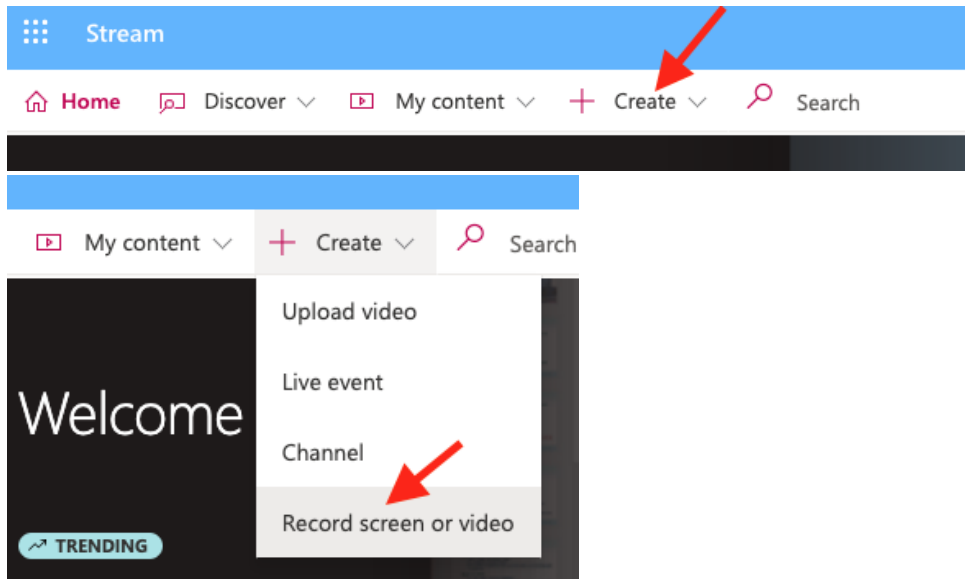



How to Record and Submit Abstract Video

NOTE Make sure you have a camera and microphone attached to your computer prior to performing the following steps.

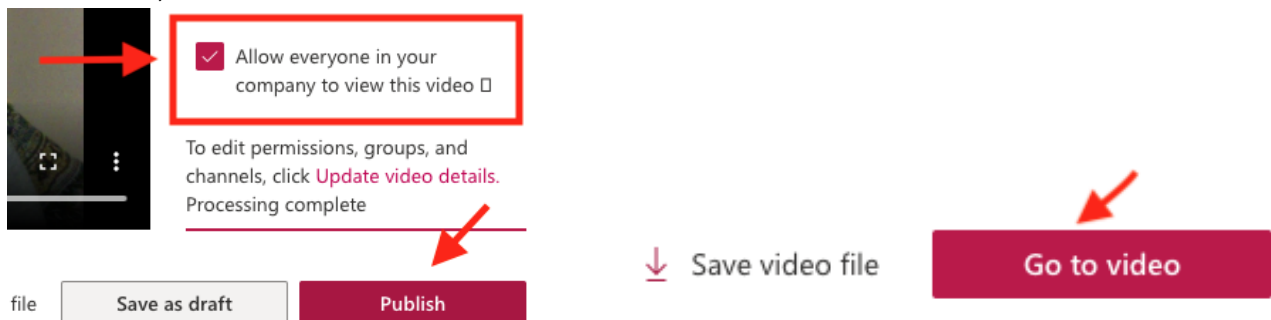
1. Go to <https://web.microsoftstream.com/> using the [Chrome Browser](#).
2. Login using your **MUSC email**, then **netid** and **password**.
3. You will see the Stream toolbar at the top. Click the arrow next to **+ Create**, then click **Record screen or video**.



4. In the recording set up screen that appears, use the **camera** and **microphone** icons in the lower left corner to adjust your settings appropriately.
5. Click the arrow next to **Screen and camera only**, then click **Camera Only**.

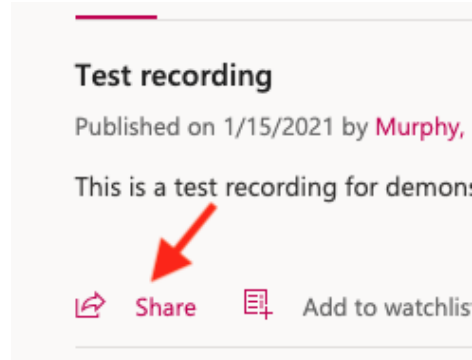


6. When you are ready, click the **Record** button to start recording. Click **Record** again to pause recording, and **Next** to stop recording and go to the next step.
7. Use the **Review Recording** window to play back your video. If you are not satisfied, click **Record again**. If you are happy with the video, click **Upload to Stream**.
8. **Name** your video appropriately. Use the **Description** field for more detailed information about the video.
9. Make sure to **CHECK** the box next to **Allow everyone in your company to view this video**. **You *must* do this in order for the judges to be able to see your video.**
10. Click **Publish**, then click **Go to video**.




How to Record and Submit Abstract Video

11. You will now see your recording in a layout similar to that of YouTube. Under your video, click the **Share** button.



12. Click the **Copy** button to copy the **URL** for your video.



13. Open your **Word document** containing your Abstract Submission details, and **paste** the copied **URL** in Step 12 in the section at the bottom of that document for **Video Submission URL**.

Results: What did you find? This section should list the results or outcomes of the work you have done so far.

Conclusion: What did you learn? Give a brief statement of the project's implications and contributions to its field.

Type of Project: (clinical or basic science, epidemiology, etc...) **Paste your URL Here**

Video Submission URL:

<https://web.microsoftstream.com/video/919>

14. **Upload** your Abstract Submission Word document to the [Abstract Submissions page](#).